



Catalogue
FOOD SERVICE
Chapter
COOKING

Specific model
B-G9051 LPG 230V 1N

19075476

11/11/2021

DENOMINATION:

LPG gas grill, cast iron grill, half module, 900 range.

DESCRIPTION :

- Surface tops manufactured in 2 mm thick AISI-304 stainless steel.
- Laser-cut joints, automatic welding and polishes. Screws hidden from view.
- Grills fitted with 130 mm high dismantlable guard to avoid splashing, manufactured in stainless steel.
- High temperature enamelled cast iron flue protector.
- Access to the components from the front.
- Machines with IPX5 grade water protection.
- Cast iron grills, dismantlable without the need for tools, in 170 mm wide sections.
- The iron grills are reversible, with different finishes on each side:
 - Tilted and grooved with ridges for meat.
 - Horizontal and flat for fish and vegetables.
- The grills reach a very high temperature (400 °C), meaning that the surface of the product seals rapidly, keeping the inside of the food much juicier.
- Groups of three high-efficiency tube burners, with a radiant deflector (a group of three burners for half-sized module models, two groups for whole module models).
- Independent control for each group of burners via a safety valve with a thermocouple.
- Burners turned on using electric multispark ignition. With an access tube for manual ignition.

POSSIBLE OPTIONS :

- 230 1N- Transformation A 230 V single phase
- 230 III - A 230 V three-phase transformation without neutral
- MARINE - Other machines - Ship transformation - 440 III

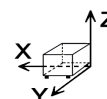
POSSIBLE ACCESSORIES :

- ACCESSORIES FOR CHARCOALS KORE
- KORE WHEELS
- TALL CHIMNEY KORE

SUPPLIED ACCESSORIES:

- 19045084 Scraper for charcoal with FE grill Kore generation 1

DIMENSIONS



X Width	400 mm	X Gross width	440 mm
Y Depth	930 mm	Y Gross depth	1022 mm
Z Height	850 mm	Z Gross height	1255 mm
Net Weight	67,0 kg	Gross Weight	80,0 kg
Net volume	0,320 m3	Gross volume	0,564 m3

ELECTRICITY TECHNICAL SPECIFICATIONS

Electric power	0,100 kW
Amperage (A)	2A
Voltage	230V - 1N
Electric frequency	50/60Hz

GAS TECHNICAL SPECIFICATIONS

Gas type	LPG
Gas power	11,00 kW
Gas consumption	0,850 kg/h
Regulated	LPG G30/G31 28-30/37 mbar NG G20/G25/G25.1 20/25/25 mbar

CONNECTIONS TECHNICAL SPECIFICATIONS

Single-phase 230V wiring	2X1,5+T
Gas diameter 1	R3/4"



Catalogue
FOOD SERVICE

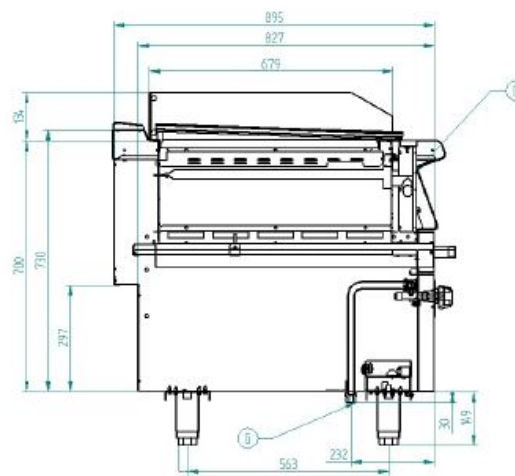
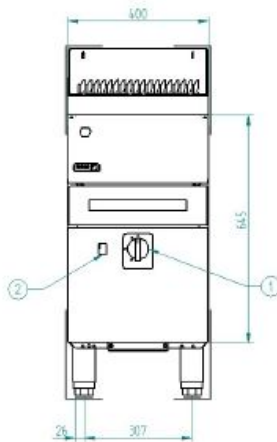
Capítulo
COOKING

Modelo
B-G9051 LPG 230V 1N

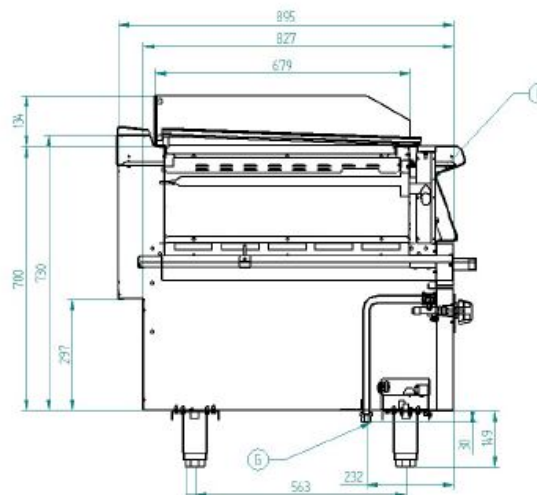
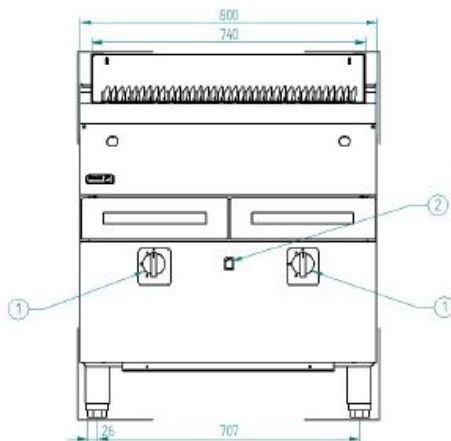
19075476

11/11/2021

B-G9051



B-G9101



G – Entrada de Gas
D – Desagüe
1 – Grifo válvula de gas
2 – Pulsador tren de chispas

Gas Inlet
Drainage
Gas valve tap
Piezoelectric ignitor

