



Catalogue
FOOD SERVICE
Chapter
COOKING

Specific model
CP-G910 LPG 230V 1N

19075589

24/04/2023

DENOMINATION:

LPG gas pasta cooker, 2 wells of 40 L, 900 range.

DESCRIPTION :

- "- Surface tops manufactured in 2 mm thick AISI-304 stainless steel.
- Laser-cut joints, automatic welding and polishes. Screws hidden from view.
- Wells integrated into the surface top, manufactured in 1.5 mm thick AISI-316L stainless steel.
- Wells with 1/1 dimensions, capacity 40 litres. Accommodate different configurations of different sized baskets
- Well filling by means of entrance electrovalve with two position switch: medium filling speed and high speed.
- Draining of well by means of hightemperature resistant mechanical ball valve with safety overflow.
- Automatic safety system that breaks the circuit if the water runs out.
- Drainer located at the front for the baskets to be rested on.
- Controls with protective base and system against water infiltration.
- High temperature enamelled cast iron flue protector.
- Access to the components from the front.
- Machines with IPX5 grade water protection."
- "- Gas models with stainless steel burner situated on the outside of the well with combustion chamber that allows the well to be heated from the bottom and sides (up to the minimum filling level).
- Electronic ignition by spark train. Alternative manual ignition tube.
- Heating controlled by safety valve."

POSSIBLE OPTIONS :

- 230 1N- Transformation A 230 V single phase
- 230 III - A 230 V three-phase transformation without neutral
- MARINE - Other machines - Ship transformation - 440 III

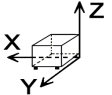
POSSIBLE ACCESSORIES :

- COOKING
- KORE WHEELS
- PASTA COOKER ACCESSORIES KORE
- TALL CHIMNEY KORE

SUPPLIED ACCESSORIES:

- 12008637 GN 1/3 cooking basket 6

DIMENSIONS



X Width	800 mm	X Gross width	840 mm
Y Depth	930 mm	Y Gross depth	1022 mm
Z Height	850 mm	Z Gross height	1255 mm
Net Weight	109,0 kg	Gross Weight	129,0 kg
Net volume	0,630 m3	Gross volume	1,077 m3

ELECTRICITY TECHNICAL SPECIFICATIONS

Electric power	0,100 kW
Amperage (A)	2A
Voltage	230V - 1N
Electric frequency	50/60Hz

GAS TECHNICAL SPECIFICATIONS

Gas type	LPG
Gas power	32,00 kW
Gas consumption	2,520 kg/h
Regulated	LPG G30/G31 28-30/37 mbar NG G20/G25/G25.1 20/25/25 mbar

WATER TECHNICAL SPECIFICATIONS

Pressure	H2O: 200-400kPa(2-4bar)
----------	-------------------------

CONNECTIONS TECHNICAL SPECIFICATIONS

Gas diameter 1	R3/4"
Gas 2 diameter	R3/4"
Water inlet diameter	3/4"
Drain 1 diameter	1"
Drain 2 diameter	30X25



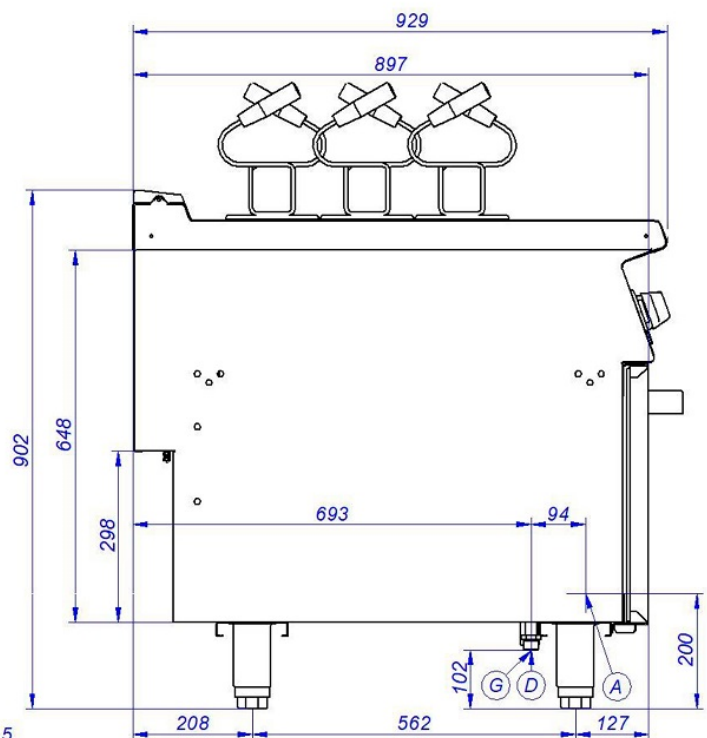
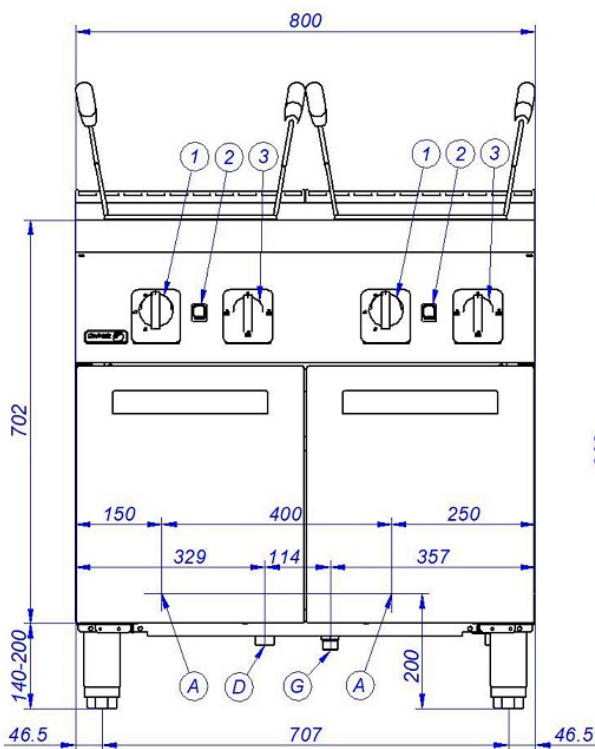
Catalogue
FOOD SERVICE
Chapter
COOKING

Specific model
CP-G910 LPG 230V 1N

19075589

24/04/2023

CP-G910



A – Entrada de Agua
G – Entrada de Gas
D – Desagüe
1 – Grifo válvula de gas
2 – Pulsador tren de chispas
3 – Grifo de entrada de agua

Water Inlet
Gas Inlet
Drainage
Gas valve tap
Piezoelectric ignitor
Water inlet tap