

Catalogue
FOOD SERVICE
Chapter
COOKING

Specific model
C-G940 LPG

19075531

05/11/2021



DENOMINATION:

Countertop gas cookers LPG. 4 burners. 900 range.

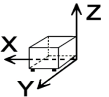
DESCRIPTION :

- "- Stamped surface tops, manufactured in 2 mm thick AISI-304 stainless steel.
- Laser-cut joints, automatic welding and polishes. Screws hidden from view.
- Hobs with dimensions 397 x 350 mm allowing the use of large pans and pots. The shortened distance between the central prongs, 75 mm, allows them to support pans with a very small diameter (8 cm). This also avoids the danger of small containers tipping over.
- The hobs are manufactured in RAAF enamelled cast iron (resistant to acid and alkali products, and to fire and high temperatures).
- Double crown burners and diffusers in nickel-plated cast iron, guaranteeing the even distribution of heat from the flame in the bottom of the pans, even large ones. This avoids the accumulation of heat at a single point and optimises the energy transfer of the product.
- Burners slot back in with no way of confusing their position.
- Low consumption pilots and thermocouples positioned within the body of the burner for greater protection.
- Gas conduction in flexible stainless steel tubes, making internal manipulation easier and facilitating any repair work.
- Controls set on a protective base with a system against water infiltration.
- High temperature enamelled cast iron flue protector aligned with the hobs, facilitating manoeuvrability and supporting larger containers, increasing useful surface area.
- Access to the components from the front.
- Machines with IPX5 grade water protection"

POSSIBLE ACCESSORIES :

- STANDS 900
- REFRIGERATED STANDS
- ACCESSORIES KORE
- COOKER ACCESSORIES KORE
- KORE WHEELS
- TALL CHIMNEY KORE

DIMENSIONS



X Width	800 mm	X Gross width	840 mm
Y Depth	930 mm	Y Gross depth	1022 mm
Z Height	290 mm	Z Gross height	535 mm
Net Weight	61,0 kg	Gross Weight	87,0 kg
Net volume	0,220 m3	Gross volume	0,459 m3

ELECTRICITY TECHNICAL SPECIFICATIONS

Voltage	N/A
Electric frequency	N/A

GAS TECHNICAL SPECIFICATIONS

Gas type	LPG
Gas power	28,70 kW
Gas consumption	2,210 kg/h
Regulated	LPG G30/G31 28-30/37 mbar NG G20/G25/G25.1 20/25/25 mbar

CONNECTIONS TECHNICAL SPECIFICATIONS

Gas diameter 1	R3/4"
----------------	-------



Catalogue
FOOD SERVICE

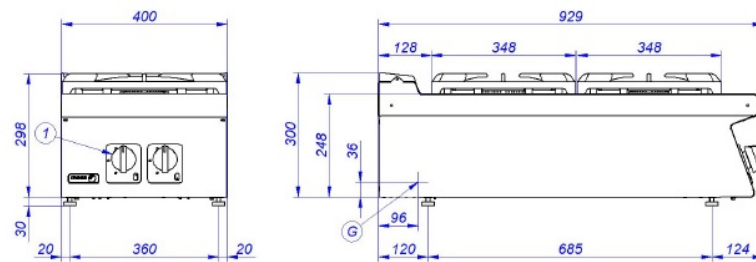
Capítulo
COOKING

Modelo
C-G940 LPG

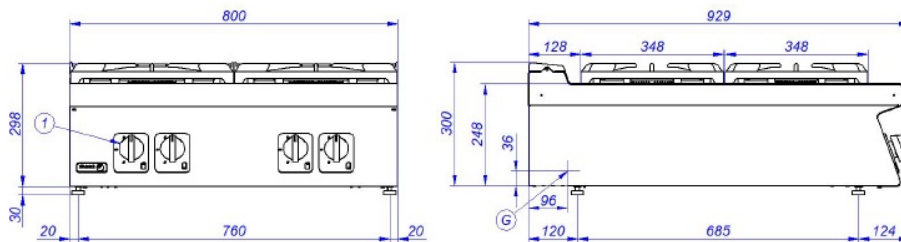
19075531

05/11/2021

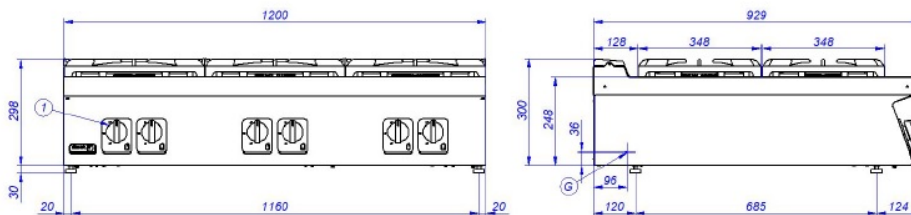
C-G920 & C-G920 H



C-G940 & C-G940 H



C-G960 & C-G960 H



- G. Entrada de Gas
- 1. Válvula de gas
- 2. Pulsador tren de chispas
- 3. Mando H

- Gas Inlet
- Gas valve
- Piezoelectric ignitor
- H control