

**Catalogue**  
FOOD SERVICE  
**Chapter**  
COOKING

**Specific model**  
C-G960 H LPG

19075539

05/11/2021



**DENOMINATION:**

Countertop gas cookers LPG. 6 burners, high power. 900 range.

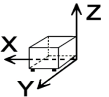
**DESCRIPTION :**

- "- Stamped surface tops, manufactured in 2 mm thick AISI-304 stainless steel.
- Laser-cut joints, automatic welding and polishes. Screws hidden from view.
- Hobs with dimensions 397 x 350 mm allowing the use of large pans and pots. The shortened distance between the central prongs, 75 mm, allows them to support pans with a very small diameter (8 cm). This also avoids the danger of small containers tipping over.
- The hobs are manufactured in RAAF enamelled cast iron (resistant to acid and alkali products, and to fire and high temperatures).
- Double crown burners and diffusers in nickel-plated cast iron, guaranteeing the even distribution of heat from the flame in the bottom of the pans, even large ones. This avoids the accumulation of heat at a single point and optimises the energy transfer of the product.
- Burners slot back in with no way of confusing their position.
- Low consumption pilots and thermocouples positioned within the body of the burner for greater protection.
- Gas conduction in flexible stainless steel tubes, making internal manipulation easier and facilitating any repair work.
- Controls set on a protective base with a system against water infiltration.
- High temperature enamelled cast iron flue protector aligned with the hobs, facilitating manoeuvrability and supporting larger containers, increasing useful surface area.
- Access to the components from the front.
- Machines with IPX5 grade water protection"

**POSSIBLE ACCESSORIES :**

- STANDS 900
- REFRIGERATED STANDS
- ACCESSORIES KORE
- COOKER ACCESSORIES KORE
- KORE WHEELS
- TALL CHIMNEY KORE

**DIMENSIONS**



X Width	1200 mm	X Gross width	1240 mm
Y Depth	930 mm	Y Gross depth	1022 mm
Z Height	290 mm	Z Gross height	535 mm
Net Weight	123,0 kg	Gross Weight	148,0 kg
Net volume	0,320 m3	Gross volume	0,678 m3

**ELECTRICITY TECHNICAL SPECIFICATIONS**

Voltage	N/A
Electric frequency	N/A

**GAS TECHNICAL SPECIFICATIONS**

Gas type	LPG
Gas power	50,20 kW
Gas consumption	3,850 kg/h
Regulated	LPG G30/G31 28-30/37 mbar NG G20/G25/G25.1 20/25/25 mbar

**CONNECTIONS TECHNICAL SPECIFICATIONS**

Gas diameter 1	R3/4"
----------------	-------



Catalogue  
**FOOD SERVICE**

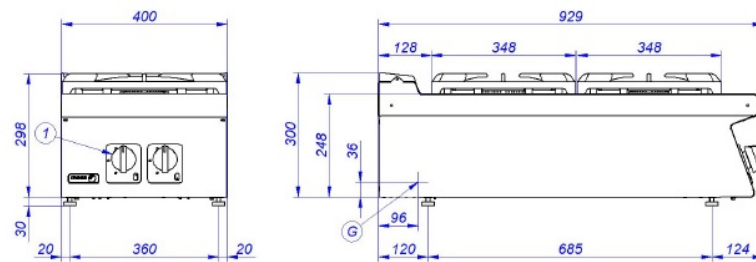
Capítulo  
**COOKING**

Modelo  
**C-G960 H LPG**

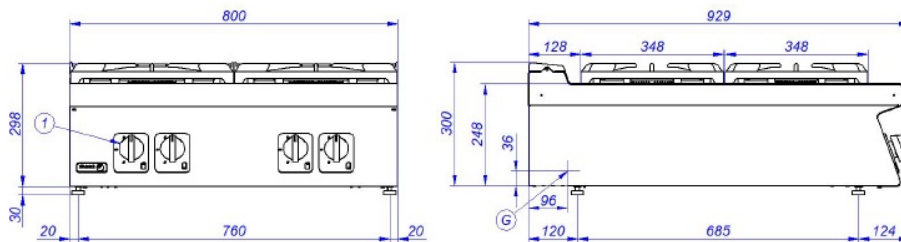
19075539

05/11/2021

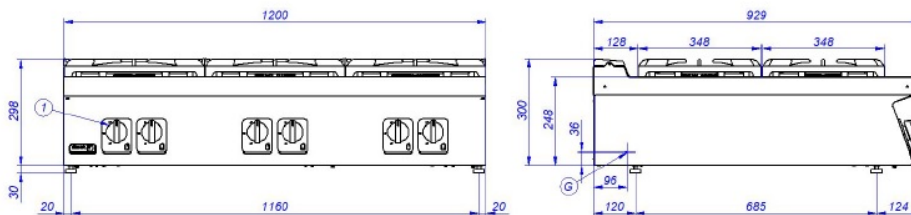
**C-G920 & C-G920 H**



**C-G940 & C-G940 H**



**C-G960 & C-G960 H**



- G. Entrada de Gas
- 1. Válvula de gas
- 2. Pulsador tren de chispas
- 3. Mando H

- Gas Inlet
- Gas valve
- Piezoelectric ignitor
- H control