



Catalogue
FOOD SERVICE
Chapter
COOKING

Specific model
MRIV-500 A

19003090

16/11/2021

DENOMINATION:

Rectangular boiling pan indirectly pressure heated steam 500 L

DESCRIPTION :

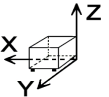
"- Rectangular boiling pan with a cylindrical well. Can be assembled on its own or with other machines. Thanks to its rigidity and functionality, it is suitable for prolonged and continuous use.

- Cooking well with an AISI-316 stainless steel bottom with a thickness of between 20/10 and 40/10, and AISI-304 stainless steel walls with thicknesses of between 20/10 and 25/10.
- Tank drainage hole with a removable filter.
- Front drainage tap with insulated athermic handle.
- AISI-304 stainless steel cover with a thickness of 15/10, fitted with a chromed steel zip with preloading springs and an athermic handle.
- Gauge for controlling pressure inside the double wall.
- Manual air escape valve for depressurising the air produced in the double wall during the heating process.
- Stainless steel supporting structure with a thickness of 30/10 fitted on steel feet with an adjustable height.
- AISI-304 satin stainless steel external walls with a thickness of 10/10.
- AISI-304 stainless steel satin shelf with a thickness of 15/10."
- "- Heated by steam (from the user's connection) through a valve that allows steam to be added gradually into the liner."

POSSIBLE ACCESSORIES :

- ACCESSORIES LARGE CAP.

DIMENSIONS



X Width	1300 mm	X Gross width	1330 mm
Y Depth	1400 mm	Y Gross depth	1480 mm
Z Height	1000 mm	Z Gross height	1420 mm
Net Weight	290,0 kg	Gross Weight	380,0 kg
Net volume	1,488 m3	Gross volume	2,795 m3

ELECTRICITY TECHNICAL SPECIFICATIONS

Voltage 230V - 3N

STEAM TECHNICAL SPECIFICATIONS

Steam power 115,00 kW

CONNECTIONS TECHNICAL SPECIFICATIONS

Water inlet diameter R= 1/2"



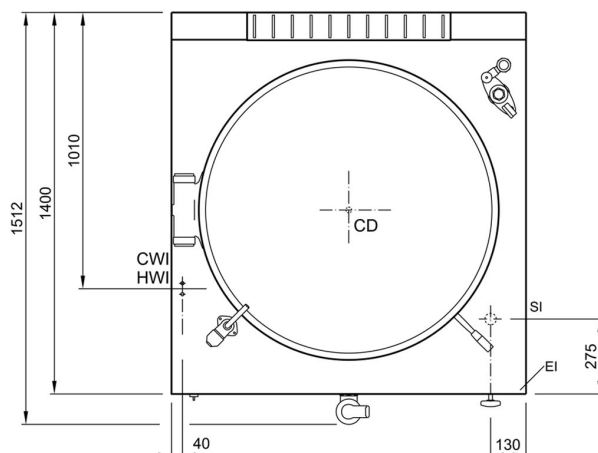
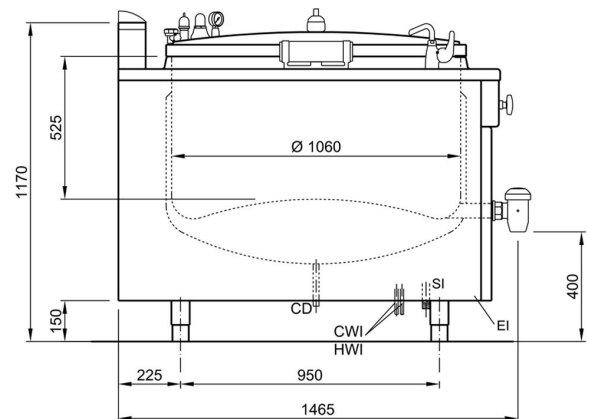
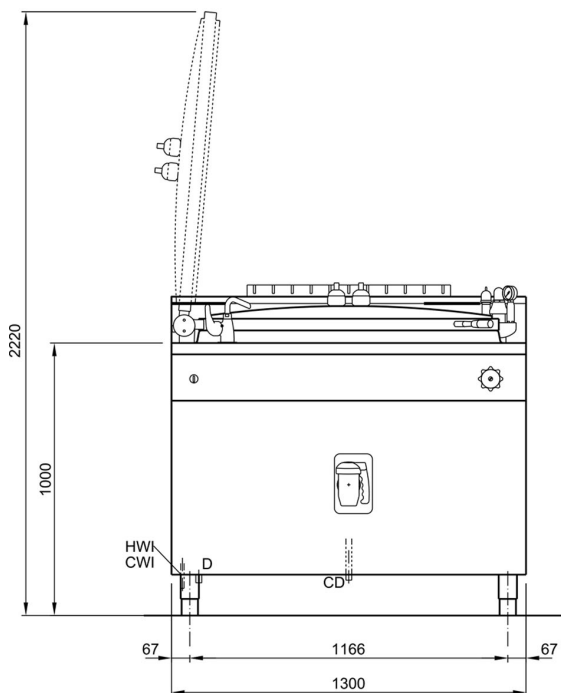
Catalogue
FOOD SERVICE

Capitolo
COOKING

Modelo
MRIV-500 A

19003090

16/11/2021



ALLACCIAMENTI - BRANCHEMENTS - CONNECTIONS

HWI - ACQUA CALDA HOT WATER	100 - 250 kPa (1 - 2,5 bar)	1/2" F
CWI - ACQUA FREDDA COLD WATER	100 - 250 kPa (1 - 2,5 bar)	1/2" F
CD - SCARICO CONDENSA CONDENSATE DRAIN		1/2" M
SI - VAPORE 0,45 bar MAX STEAM 0,45 bar MAX		1-1/4" M
CONSUMO VAPORE PER RAGGIUNGERE L'EBOLLIZIONE STEAM CONSUMPTION TO REACH BOILING TEMPERATURE		115 KG/H
CONSUMO VAPORE PER MANTENERE L'EBOLLIZIONE STEAM CONSUMPTION TO KEEP UP BOILING		24 KG/H
EI - CAVO ELETTRICO - SOLO CON OPTIONALS ELECTRIC CABLE - WITH OPTIONALS ONLY	220-240V 1N 50-60Hz 0,10kW	