




Self-contained ice maker - Sprayer system Daily production up to 30 kg

Hotel
Restaurant
Fast food
Bar
Disco
Fish market
Supermarket
Medical & SPA
Industry

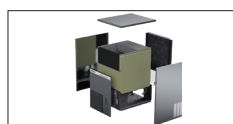


► Position n°



► Features & Plus

- Resistant and crystal cube
- AISI 304 SS Scotch Brite finish
- Tropical class +43°C
- Removable and cleanable air filter
- Air or water cooling system
- Easy cleanable internal rounded surfaces
- HCFC-Free insulated storage
- RoHS Free
- Disappearing insulated door
- Electromechanical operation
- ON-OFF rocker switch
- Standard and special voltages
- HFC Free
- Automatic Washing system



Green-Tech Design



Side openings for better ventilation

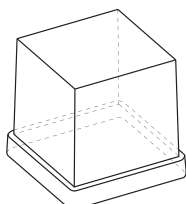


Easy cleanable internal rounded surfaces



Plug-in electrical connection

► Available ice cube size



Cube 23 grams
dimensions H 31.5 x L 32.5

► Prod. 24h

Air temp.	Air temp.		Water temp.		kg	lbs
	10° C	50° F	7° C	45° F		
	21° C	70° F	15° C	60° F		
					30	66
					26	57

2 Years Warranty
subject to limitations

► Certifications available for this model



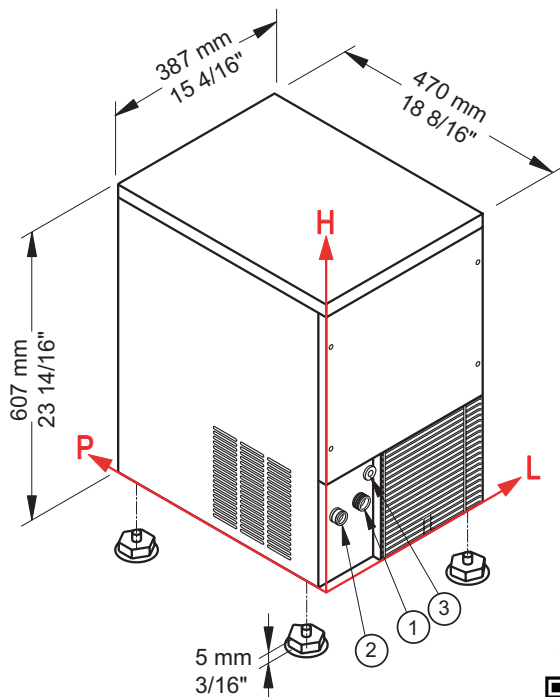


B-Qube

CB 246 HC



Self-contained ice maker - Sprayer system Daily production up to 30 kg



► Working conditions

- Location: Indoor

	Min	Max
Ambient temperature	+10° C / +50° F	+43° C / 110° F
Water temperature	+3° C / +37° F	+32° C / +90° F
Voltage	-10%	+10%
Water inlet pressure	1bar (14 psi)	6bar (84 psi)

► Performances

		Water temperature					
		7° C	45° F	15° C	60° F	21° C	70° F
Air temperature	10° C	30 kg					
	50° F		66 lbs				
	21° C			26 kg			
	70° F				57 lbs		
	32° C					21 kg	
	90° F						46 lbs

► Connections

All measures are referred to the rear bottom-left corner (L-H-Ø)

- ① Water in.: 130 mm / 5 2/16" - 145 mm / 5 11/16" - 3/4" ② Water out.: 49 mm / 1 15/16" - 140 mm / 5 8/16" - 24 mm / 15/16"
- ③ Electrical connections: 95 mm / 3 12/16" - 209 mm / 8 4/16"

► Technical information

Production in 24h	26 kg / 57 lbs
Store capacity, up to	6 kg / 13 lbs
Cooling system	A - W
Kind of cube	Q-23g
Refrigerant	R290
Standard voltage	220-240 V ~ 50 Hz
Average power consumption	270 W
Fuse	10 A
Electrical consumption	31 kWh/100kg

Water consumption	A: 2,5 l/kg - 30 gal/100 lbs
	W: 12 l/kg - 143,8 gal/100 lbs
Sizes (L-P-H mm)	387 - 470 - 607
(L-P-H in)	15 4/16 - 18 8/16 - 23 14/16
Sizes with pack (L-P-H mm)	440 - 520 - 780
(L-P-H in)	17 5/16 - 20 8/16 - 30 11/16
Net weight	31 kg / 68 lbs
Gross weight	37 kg / 82 lbs
Finish	AISI 304 stainless steel, scotch brite

All the technical information must be considered at the following conditions:

Sizes without feet
Standard Cube (23 g)
Ambient temperature +21° C
Water temperature +15° C
Electrical consumption at +32° C (standard voltage)
Average power consumption at +43° C (standard voltage)

Models and specifications are subject to change without notice

Rev. 01 - Issued july 2024



www.bremaice.it
info@bremaicegroup.it

We are Brema

