



**Self-contained ice maker - Paddle system**  
**Daily production up to 31 kg**

[illegible]

## ► Features & Plus

- Hollow cube
- AISI 304 SS Scotch Brite finish
- Tropical class +43°C
- Removable and cleanable air filter
- Air or water cooling system
- Easy cleanable internal rounded surfaces
- HCFC-Free insulated storage
- FDA approved - ABS water basin
- Basin tipping safety system
- RoHS Free
- Disappearing insulated door
- Electromechanical operation
- ON-OFF rocker switch
- Automatic water charge
- Standard and special voltages
- HFC Free



► Position n°



AISI 304 SS Scotch  
Brite finish



Removable and cleanable air filter

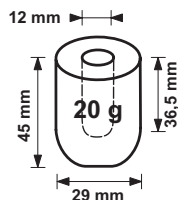


FDA approved - ABS  
water basin




Disappearing insulated door

► Available ice cube size



► Prod. 24h

	Air temp.		Water temp.		kg	lbs
	10° C	50° F	7° C	45° F	31	68
	21° C	70° F	15° C	60° F	22	49

**2 Years Warranty**  
subject to limitations

► **Certifications available for this model**



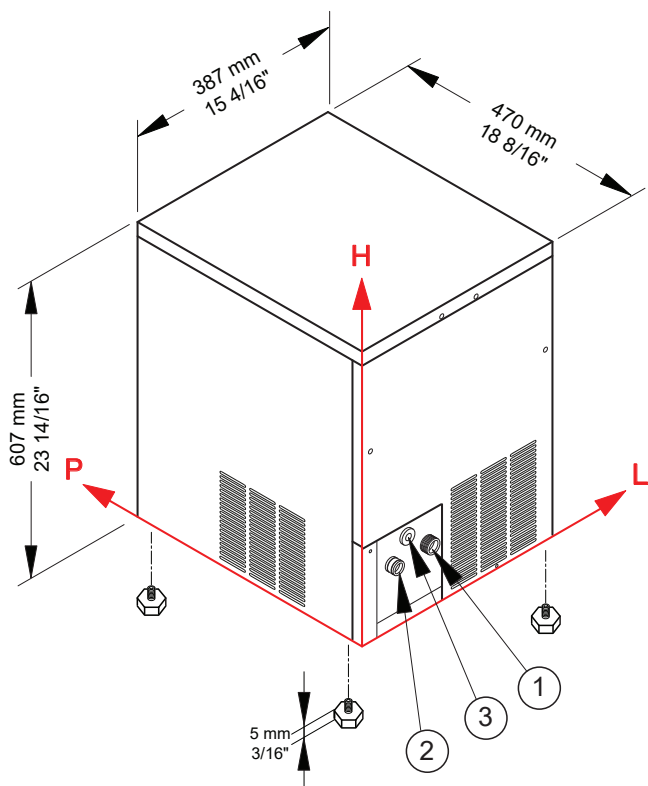


Ice Finger

# IMF 26 HC



## Self-contained ice maker - Paddle system Daily production up to 31 kg



### ► Working conditions

- Location: Indoor

	Min	Max
Ambient temperature	+10° C / +50° F	+43° C / 110° F
Water temperature	+3° C / +37° F	+32° C / +90° F
Voltage	-10%	+10%
Water inlet pressure	1bar (14 psi)	6bar (84 psi)

### ► Performances

		Water temperature					
		7° C	45° F	15° C	60° F	21° C	70° F
Air temperature	10° C	31 kg					
	50° F		68 lbs				
	21° C			22 kg			
	70° F				49 lbs		
	32° C					16 kg	
	90° F						35 lbs

### ► Connections

All measures are referred to the rear bottom-left corner (L-H-Ø)

- ① Water in.: 129 mm / 5 1/16" - 137 mm / 5 6/16" - 3/4"      ② Water out.: 56 mm / 2 3/16" - 137 mm / 5 6/16" - 24 mm / 15/16"
- ③ Electrical connections: 89 mm / 3 8/16" - 180 mm / 7 1/16"

### ► Technical information

Production in 24h	22 kg / 49 lbs
Store capacity, up to	4 kg / 9 lbs
Cooling system	A - W
Kind of cube	A-20g
Refrigerant	R290
Standard voltage	220-240 V ~ 50 Hz
Average power consumption	300 W
Fuse	10 A
Electrical consumption	31 kWh/100kg

Water consumption	A: 3 l/kg - 35,9 gal/100 lbs
	W: 17 l/kg - 203,7 gal/100 lbs
Sizes (L-P-H mm)	387 - 470 - 607
(L-P-H in)	15 4/16 - 18 8/16 - 23 14/16
Sizes with pack (L-P-H mm)	440 - 520 - 770
(L-P-H in)	17 5/16 - 20 8/16 - 30 5/16
Net weight	36 kg / 79 lbs
Gross weight	42 kg / 93 lbs
Finish	AISI 304 stainless steel, scotch brite

All the technical information must be considered at the following conditions:

Sizes without feet  
Standard Cube (20 g)  
Ambient temperature +21° C  
Water temperature +15° C  
Electrical consumption at +32° C (standard voltage)  
Average power consumption at +43° C (standard voltage)

Models and specifications are subject to change without notice

Rev. 01 - Issued july 2024



[www.bremaice.it](http://www.bremaice.it)  
[info@bremaicegroup.it](mailto:info@bremaicegroup.it)

We are Brema

