






# Flame

Code	Model	Dimensions LxWxH cm			
<b>P09FL10020</b>	<b>FLAME 4</b>	↔ 113	↗ 110	↕ 47	
	Control	Chamber height cm	Cooking surface cm		
	<b>Manual</b>	<b>15</b>	<b>70x70</b>		
	Pizza Capacity	Max Temperature	Weight Kg		
	<b>4 x Ø 30/34</b>	 <b>450 °C</b>	 <b>146</b>		
	Total Power KW	Voltage V	Phases Ph	Frequency Hz	
	<b>15 Gas power</b>	<b>230</b>	<b>1N+T</b>	<b>50</b>	



## General Features

---

Innovative design,  
ergonomic handle to  
facilitate door opening.

Electronic ignition,  
without the use of a pilot  
flame.

Reaches up to 450°C to  
meet all baking needs.

Currently certified and  
tested by a team of  
experienced technicians.

---

**Gas Power 14 Kw -  
Flame 4 model**

**Gas Power 20 Kw -  
Flame 6 model**

**Gas Power 21 Kw -  
Flame 6L model**

**Gas Power 29 Kw -  
Flame 9 model**



## Options

### FRAME FOR OVERLAPPING FLAME OVENS

INCLUDED 50 cm TUBE AND CHIMNEY ONLY FOR FLAME MODEL 4-SC

---



Code

**S36FN57001**

Model

**FL4**




## Accessories



### SUPPORT FLAME

SUPPORT IN STAINLESS STEEL WITH SUPPORT SURFACE

	Code	Model	Size with feet cm	Size with wheels cm	Internal dimensions	Peso
	<b>P11SP22004</b>	S4	113x90x105/108	113x90x106	90x67x73	34

### Option

#### wheels

Set of 4 rotating wheels 2 with brake + 2 without brake

Code

**S66RU65003**



## Accessories



### FLAME HOOD






STAINLESS STEEL HOOD SMOKE OUTLET DIAMETER 125-200mm



Code	Model	Voltage V	Phases Ph	Frequency Hz	Light	Dimensions cm	Peso
<b>P13FL10007</b>	K4-8	230	1N + T	50	S	112x112x29,5	33



# Flame

Code	Model	Dimensions LxWxH cm			
<b>P09FL10021</b>	<b>FLAME 6</b>	↔ 113	↗ 150	↕ 47	
	Control	Chamber height cm	Cooking surface cm		
	<b>Manual</b>	<b>15</b>	<b>70x105</b>		
	Pizza Capacity	Max Temperature	Weight Kg		
	<b>6 x Ø 30/34</b>	 <b>450 °C</b>	 <b>181</b>		
	Total Power KW	Voltage V	Phases Ph	Frequency Hz	
	<b>0.2</b>	<b>230</b>	<b>1N+T</b>	<b>50</b>	



## General Features

---

Innovative design,  
ergonomic handle to  
facilitate door opening.

Electronic ignition,  
without the use of a pilot  
flame.

Reaches up to 450°C to  
meet all baking needs.

Currently certified and  
tested by a team of  
experienced technicians.

---

**Gas Power 14 Kw -  
Flame 4 model**

**Gas Power 20 Kw -  
Flame 6 model**

**Gas Power 21 Kw -  
Flame 6L model**

**Gas Power 29 Kw -  
Flame 9 model**



## Options

### FRAME FOR OVERLAPPING FLAME OVENS

INCLUDED 50 cm TUBE AND CHIMNEY ONLY FOR FLAME MODEL 6-SC

---



Code

**S36FN57003**

Model

**FL6**






## Accessories



### SUPPORT FLAME

SUPPORT IN STAINLESS STEEL WITH SUPPORT SURFACE

	Code	Model	Size with feet cm	Size with wheels cm	Internal dimensions	Peso
	<b>P11SP22005</b>	S6	113x125x105/108	113x125x106	90x102x73	40

### Option

#### wheels

Set of 4 rotating wheels 2 with brake + 2 without brake

Code

**S66RU65003**



## Accessories



### FLAME HOOD






STAINLESS STEEL HOOD SMOKE OUTLET DIAMETER 125-200mm



Code	Model	Voltage V	Phases Ph	Frequency Hz	Light	Dimensions cm	Peso
<b>P13FL10008</b>	K6-12	230	1N + T	50	S	112x147x29,5	40



# Flame

Code	Model	Dimensions LxWxH cm			
<b>P09FL10022</b>	<b>FLAME 6L</b>	↔ 148	↗ 110	↕ 47	
	Control	Chamber height cm	Cooking surface cm		
	<b>Manual</b>	<b>15</b>	<b>105x70</b>		
	Pizza Capacity	Max Temperature	Weight Kg		
	<b>6 x Ø 30/34</b>	 <b>450 °C</b>	 <b>181.5</b>		
	Total Power KW	Voltage V	Phases Ph	Frequency Hz	
	<b>0.2</b>	<b>230</b>	<b>1N+T</b>	<b>50</b>	



## General Features

---

Innovative design,  
ergonomic handle to  
facilitate door opening.

Electronic ignition,  
without the use of a pilot  
flame.

Reaches up to 450°C to  
meet all baking needs.

Currently certified and  
tested by a team of  
experienced technicians.

---

**Gas Power 14 Kw -  
Flame 4 model**

**Gas Power 20 Kw -  
Flame 6 model**

**Gas Power 21 Kw -  
Flame 6L model**

**Gas Power 29 Kw -  
Flame 9 model**




## Accessories



### SUPPORT FLAME

SUPPORT IN STAINLESS STEEL WITH SUPPORT SURFACE

	Code	Model	Size with feet cm	Size with wheels cm	Internal dimensions	Peso
	<b>P11SP22010</b>	S6L	148x90x105/108	148x90x106	125x67x73	40

### Option

#### wheels

Set of 4 rotating wheels 2 with brake + 2 without brake

Code

**S66RU65003**



## Accessories



### FLAME HOOD






STAINLESS STEEL HOOD SMOKE OUTLET DIAMETER 125-200mm



Code	Model	Voltage V	Phases Ph	Frequency Hz	Light	Dimensions cm	Peso
<b>P13FL10009</b>	K6L-12L	230	1N + T	50	S	147x112x29,5	41



# Flame

Code	Model	Dimensions LxWxH cm			
<b>P09FL10023</b>	<b>FLAME 9</b>	↔ 148	↗ 150	↕ 47	
	Control	Chamber height cm	Cooking surface cm		
	<b>Manual</b>	<b>15</b>	<b>105x105</b>		
	Pizza Capacity	Max Temperature	Weight Kg		
	<b>9 x Ø 30/34</b>	 <b>450 °C</b>	 <b>218</b>		
	Total Power KW	Voltage V	Phases Ph	Frequency Hz	
	<b>0.2</b>	<b>230</b>	<b>1N+T</b>	<b>50</b>	



## General Features

---

Innovative design,  
ergonomic handle to  
facilitate door opening.

Electronic ignition,  
without the use of a pilot  
flame.

Reaches up to 450°C to  
meet all baking needs.

Currently certified and  
tested by a team of  
experienced technicians.

---

**Gas Power 14 Kw -  
Flame 4 model**

**Gas Power 20 Kw -  
Flame 6 model**

**Gas Power 21 Kw -  
Flame 6L model**

**Gas Power 29 Kw -  
Flame 9 model**






## Accessories



### SUPPORT FLAME

SUPPORT IN STAINLESS STEEL WITH SUPPORT SURFACE

	Code	Model	Size with feet cm	Size with wheels cm	Internal dimensions	Peso
	<b>P11SP22006</b>	S9	148x125x105/108	148x125x106	125x102x73	42

### Option

#### wheels

Set of 4 rotating wheels 2 with brake + 2 without brake

Code

**S66RU65003**



## Accessories



### FLAME HOOD

STAINLESS STEEL HOOD SMOKE OUTLET DIAMETER 125-200mm



Code	Model	Voltage V	Phases Ph	Frequency Hz	Light	Dimensions cm	Peso
<b>P13FL10010</b>	K9-18	230	1N + T	50	S	147x147x29,5	47

